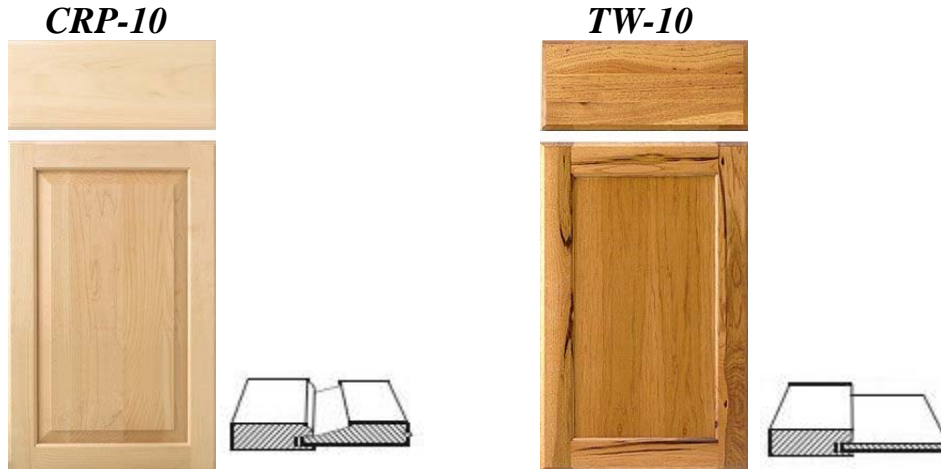
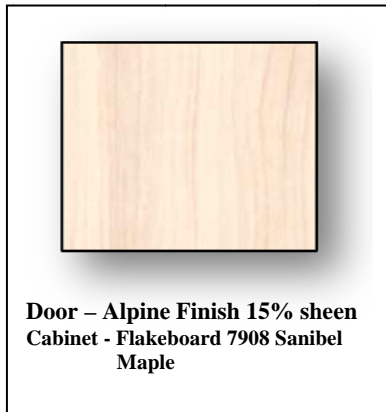


Classic series:
Conestoga Doors



**Standard edge and framing beads available for both styles*


Classic Series:
Colors available in Maple;



Maple

Hard Maple is a strong, closed grain wood that is predominantly off-white in color, although it also contains light hues of yellow-brown and pink. Hard Maple occasionally contains light tan or dark mineral streaks.

Colors available in Cherry;



Cherry

Cherry is an elegant, multi-colored hardwood, which may contain small knots and pin holes. Natural or light stains accent these color variations making a distinctive statement in a full kitchen. Cherry wood will darken or “mellow” with age. This mellowing is a natural occurrence and the benefit of owning a solid Cherry kitchen.